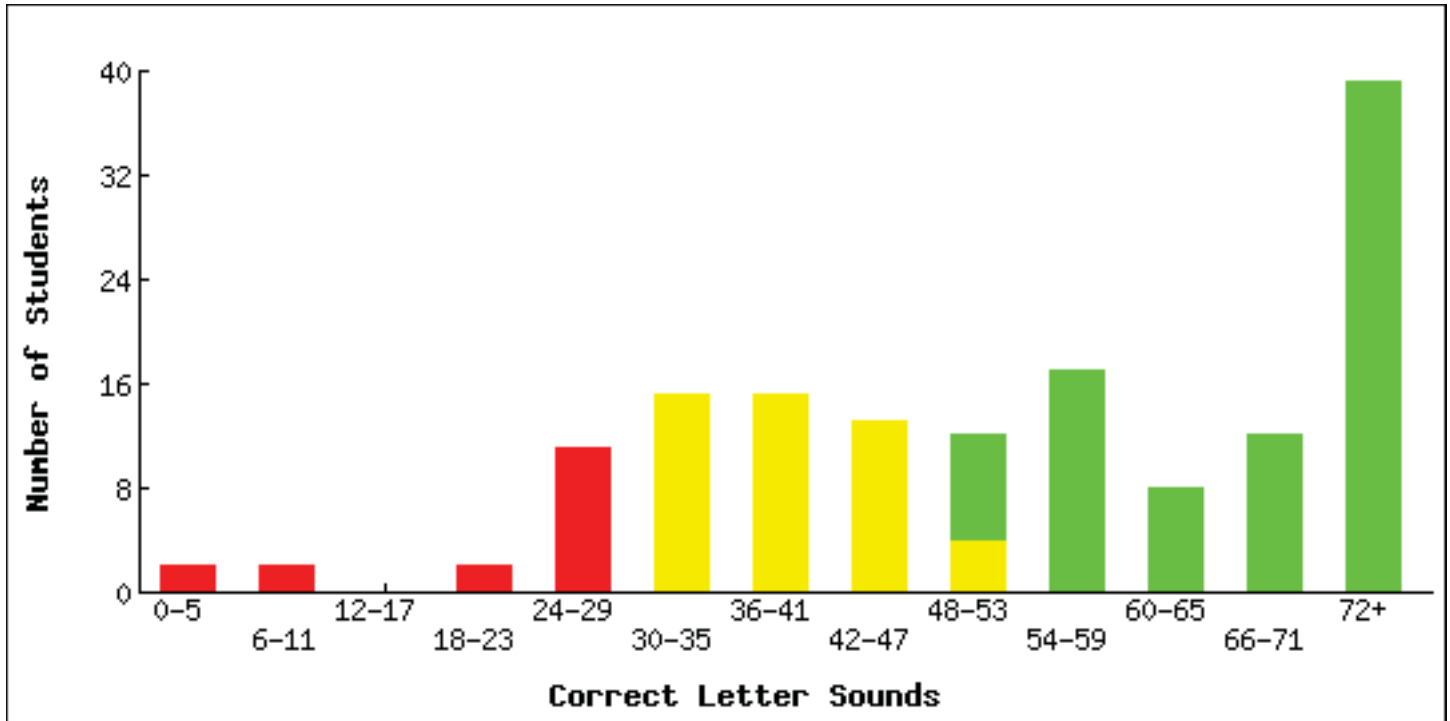


# Histogram Report - DIBELS 6th Edition

District: Example District  
School: All Schools  
Grade: Second Grade  
Year: 2012-2013  
Period: Beginning  
Measure: Nonsense Word Fluency - Correct Letter Sounds



**Deficit**  
11% (n=17)

**Emerging**  
32% (n=47)

**Established**  
57% (n=84)

- Score range: 0-29
- Well Below Benchmark

- Score range: 30-49
- Below Benchmark

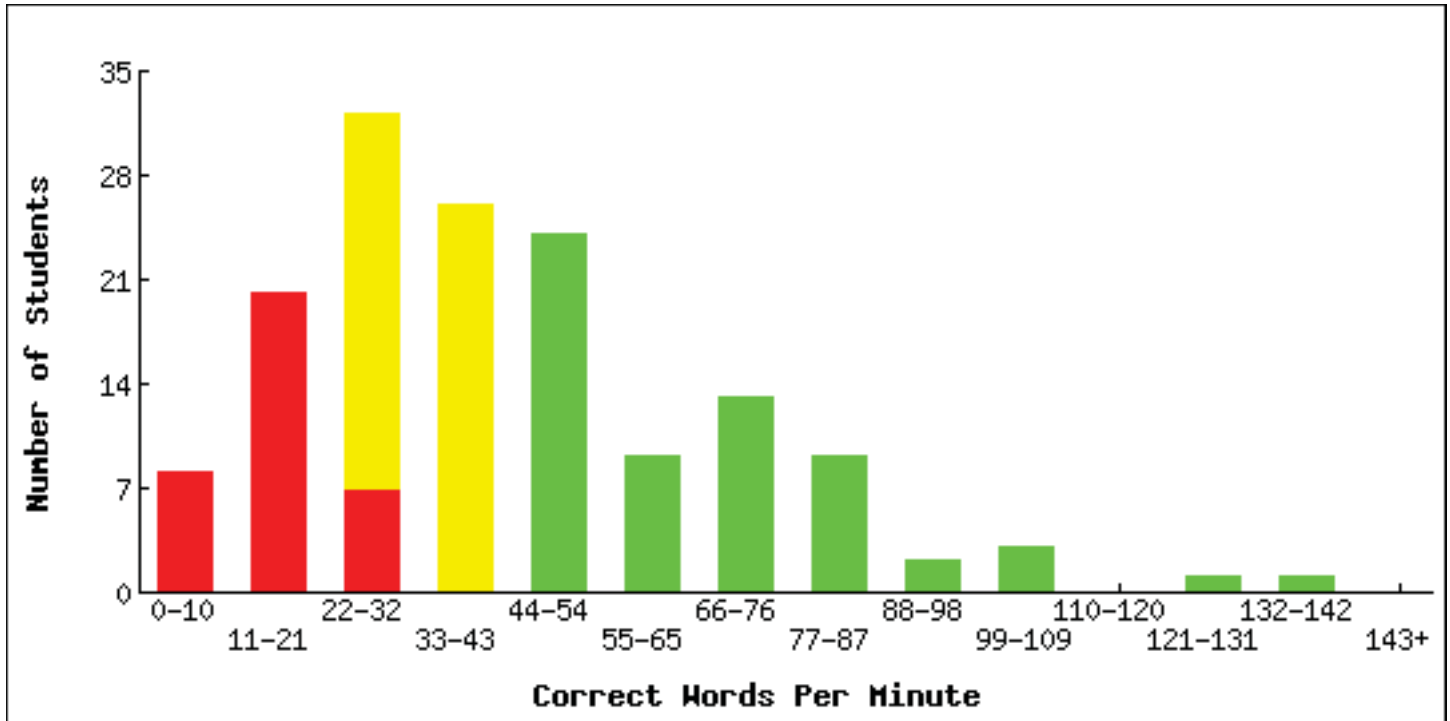
- Score range: 50-255
- At or Above Benchmark

## Split Bars

Split bars are used when the cutoff scores occur in the middle of a score range. The number of students is indicated by the size of the part.

# Histogram Report - DIBELS 6th Edition

District: Example District  
School: All Schools  
Grade: Second Grade  
Year: 2012-2013  
Period: Beginning  
Measure: Oral Reading Fluency - Words Correct



**At Risk**  
24% (n=35)

**Some Risk**  
34% (n=51)

**Low Risk**  
42% (n=62)

- Score range: 0-25
- Well Below Benchmark

- Score range: 26-43
- Below Benchmark

- Score range: 44-275
- At or Above Benchmark

## Split Bars

Split bars are used when the cutoff scores occur in the middle of a score range. The number of students is indicated by the size of the part.

## Participation Summary - DIBELS 6th Edition

District: Example District  
 Scope: District-wide  
 Grade: Second Grade  
 Year: 2012-2013



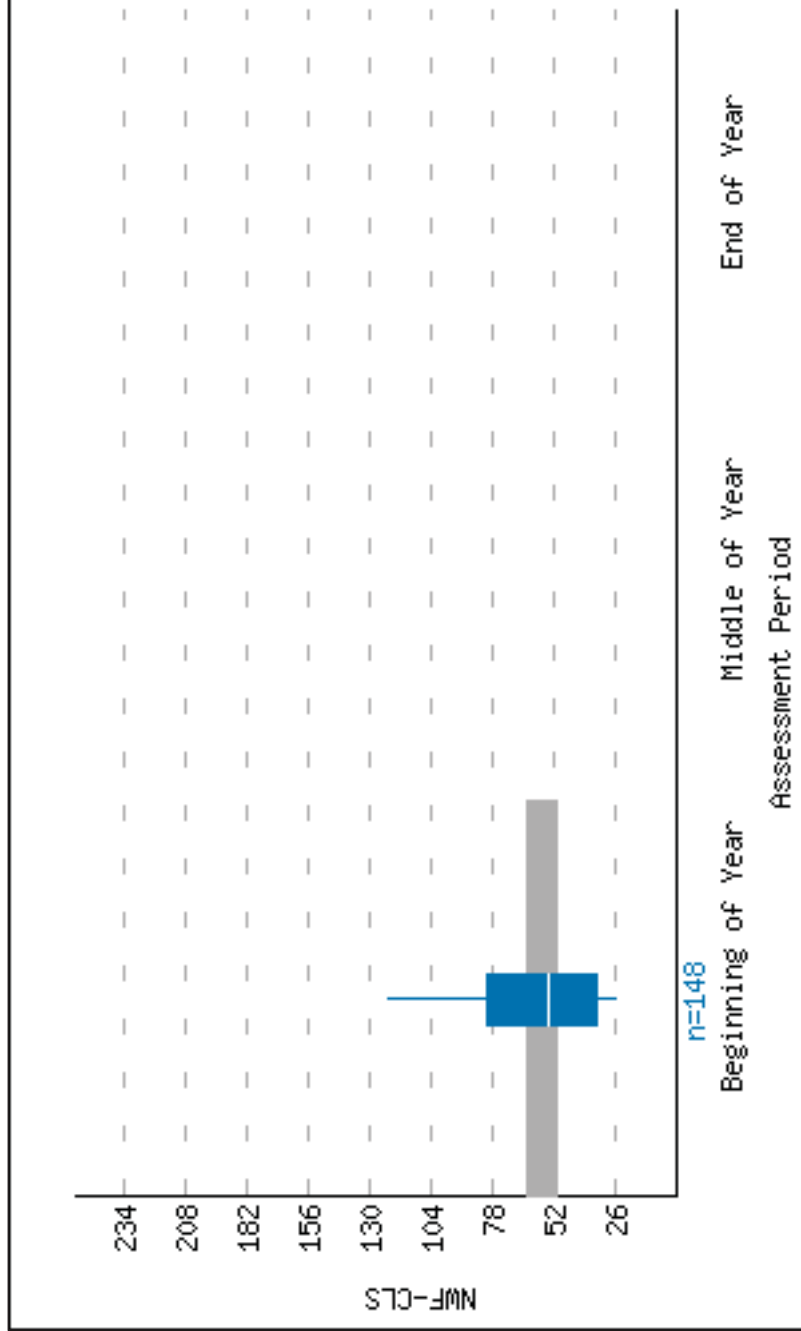
School	Class	Class Enrollment	Moved Out	Number of Students Tested						Month
				NWF-CLS	NWF-WRC	ORF-Words Correct	ORF-Errors	ORF-Retell	WUF	
Example Elementary	Smith_2nd	18	1	15	15	15	15	15	15	August
Example Elementary	Conell_2nd	17	1	17	17	17	17	17	17	August
Example Elementary	Parke_2nd	16	0	16	16	16	16	16	16	August
Example Elementary	Trout_2nd	15	2	14	14	14	14	14	14	August
Elementary School #1	Chen_2nd	20	0	20	20	20	20	20	20	August
Elementary School #1	Romero_2nd	20	0	20	20	20	17	20	20	August
Elementary School #1	Ida_2nd	20	0	20	20	20	20	20	20	August
Elementary School #1	Noto_2nd	23	1	18	18	18	18	17	17	August
Elementary School #1	Wie_2nd	8	0	8	8	8	8	8	8	August
<b>Total:</b>		<b>157</b>	<b>5</b>	<b>148</b>	<b>148</b>	<b>148</b>	<b>145</b>	<b>147</b>	<b>147</b>	

Students not making benchmark? Visit [Big Ideas in Beginning Reading](#) to learn more about each literacy skill assessed by DIBELS.


# Yearly Box Plot Report - DIBELS 6th Edition

F kwxlv<""Gzco r rg'F kwxlv  
 Uej qqr< Cm'Uej qqr  
 I tcf g< Ugeqpf "I tcf g  
 [ gct< 4234/4235

O gcuwtg< P qpugpug"Y qtf "Hwgpe { "/"Eqttege"Ngwgt "Uqwpf u



422;	Dgi kppkpi	O k'f r'g	Gpf
:7j "	344	2	2
:2j "	:2	2	2
72j "	76	2	2
42j "	56	2	2
7j "	47	2	2



## Benchmark Goals

Dgpej o ctmll qcnlqt "P Y H/ENUk"72"cv'y g"Dgi kppkpi "qh"Ugeqpf "I tcf g

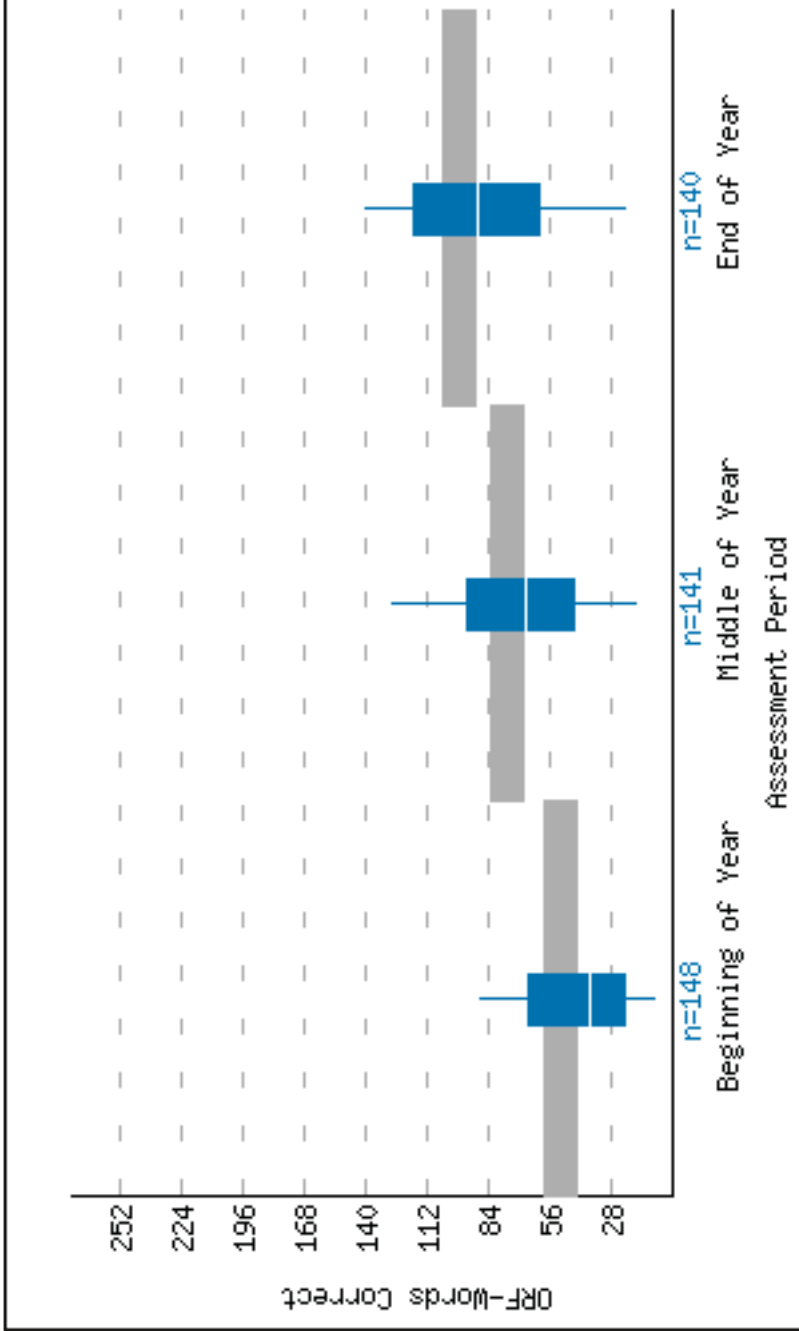
Students not making benchmark? Visit [DIBELS Data System](#) for more information.

For more information, contact your local DIBELS Data System administrator.


# Yearly Box Plot Report - DIBELS 6th Edition

FkwlvvGzco r rgFkwlvv  
 Uejqqn CmUejqqm  
 I tcf g< Ugeqpf'I tcf g  
 [ gct< 4234/4235

O gcuwtg< QtcnTgcfkpi Hwgpe{'/'Y qtf u'Eqttegv



422;	Dgi kppkpi	O kf frg	Gpf
:7j "	p?36:	p?363	p?362
:2j "	:9	34:	362
72j "	87	; 6	33:
42j "	59	89	::
7j "	44	67	82
	:	39	43



## Benchmark Goals

Dgpej o ctmll qcnlht'QTHY qtf u'Eqttegv'kai'66'cv'yj g'Dgi kppkpi "qh'Ugeqpf'I tcf g
Dgpej o ctmll qcnlht'QTHY qtf u'Eqttegv'kai'8: 'cv'yj g'O kf frg'qh'Ugeqpf'I tcf g
Dgpej o ctmll qcnlht'QTHY qtf u'Eqttegv'kai'; 2'cv'yj g'Gpf "qh'Ugeqpf'I tcf g

Students not making benchmark? Visit [Dibels.com](#) for more information.

Wpksgrtkv' qh'Q'gi qp'Egpygt'qp "Vgcej kpi "cpf "Ngctpkpi 0C'mtki j ut'gagtxgf 0