

Distribution - DIBELS 8th Edition

District: Example District 2
 School: School 1
 Grade: Third Grade
 Year: Beginning, 2018-2019
 Breakdown: By Race / Ethnicity










	WRF	ORF-Words Correct	ORF-Accuracy
School Totals 110 students tested	<p>Intensive: 34 (31%) Strategic: 20 (18%) Core: 56 (51%)</p>	<p>Intensive: 34 (31%) Strategic: 20 (18%) Core: 56 (51%)</p>	<p>Intensive: 34 (31%) Strategic: 20 (18%) Core: 56 (51%)</p>
Not Set 7 students tested	<p>Intensive: 3 (43%) Strategic: 0 (0%) Core: 4 (57%)</p>	<p>Intensive: 3 (43%) Strategic: 0 (0%) Core: 4 (57%)</p>	<p>Intensive: 3 (43%) Strategic: 0 (0%) Core: 4 (57%)</p>
Alaska Native 0 students tested	<p>Intensive: 0 (0%) Strategic: 0 (0%) Core: 0 (0%)</p>	<p>Intensive: 0 (0%) Strategic: 0 (0%) Core: 0 (0%)</p>	<p>Intensive: 0 (0%) Strategic: 0 (0%) Core: 0 (0%)</p>
American Indian 0 students tested	<p>Intensive: 0 (0%) Strategic: 0 (0%) Core: 0 (0%)</p>	<p>Intensive: 0 (0%) Strategic: 0 (0%) Core: 0 (0%)</p>	<p>Intensive: 0 (0%) Strategic: 0 (0%) Core: 0 (0%)</p>
Asian 5 students tested	<p>Intensive: 2 (40%) Strategic: 1 (20%) Core: 2 (40%)</p>	<p>Intensive: 2 (40%) Strategic: 1 (20%) Core: 2 (40%)</p>	<p>Intensive: 2 (40%) Strategic: 1 (20%) Core: 2 (40%)</p>
Black/African-American, not Hispanic/ Latino 20 students tested	<p>Intensive: 5 (25%) Strategic: 6 (30%) Core: 9 (45%)</p>	<p>Intensive: 5 (25%) Strategic: 6 (30%) Core: 9 (45%)</p>	<p>Intensive: 5 (25%) Strategic: 6 (30%) Core: 9 (45%)</p>




Legend Core Support Strategic Support Intensive Support

Students not meeting goals? Visit [Big Ideas in Beginning Reading](#) to learn more about each literacy skill assessed and receive valuable tips on how to teach those skills.

Distribution - DIBELS 8th Edition

District: Example District 2
 School: School 1
 Grade: Third Grade
 Year: Beginning, 2018-2019
 Breakdown: By Race / Ethnicity

	WRF	ORF-Words Correct	ORF-Accuracy
Hispanic/Latino 24 students tested	 <p>Intensive: 8 (33%) Strategic: 4 (17%) Core: 12 (50%)</p>	 <p>Intensive: 8 (33%) Strategic: 4 (17%) Core: 12 (50%)</p>	 <p>Intensive: 8 (33%) Strategic: 4 (17%) Core: 12 (50%)</p>
Native Hawaiian/Pacific Islander 0 students tested	<p>Intensive: 0 (0%) Strategic: 0 (0%) Core: 0 (0%)</p>	<p>Intensive: 0 (0%) Strategic: 0 (0%) Core: 0 (0%)</p>	<p>Intensive: 0 (0%) Strategic: 0 (0%) Core: 0 (0%)</p>
Other 0 students tested	<p>Intensive: 0 (0%) Strategic: 0 (0%) Core: 0 (0%)</p>	<p>Intensive: 0 (0%) Strategic: 0 (0%) Core: 0 (0%)</p>	<p>Intensive: 0 (0%) Strategic: 0 (0%) Core: 0 (0%)</p>
Two or more races 6 students tested	 <p>Intensive: 2 (33%) Strategic: 1 (17%) Core: 3 (50%)</p>	 <p>Intensive: 2 (33%) Strategic: 1 (17%) Core: 3 (50%)</p>	 <p>Intensive: 2 (33%) Strategic: 1 (17%) Core: 3 (50%)</p>
White, not Hispanic/Latino 48 students tested	 <p>Intensive: 14 (29%) Strategic: 8 (17%) Core: 26 (54%)</p>	 <p>Intensive: 14 (29%) Strategic: 8 (17%) Core: 26 (54%)</p>	 <p>Intensive: 14 (29%) Strategic: 8 (17%) Core: 26 (54%)</p>

Legend  Core Support  Strategic Support  Intensive Support

Students not meeting goals? Visit [Big Ideas in Beginning Reading](#) to learn more about each literacy skill assessed and receive valuable tips on how to teach those skills.