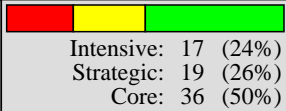
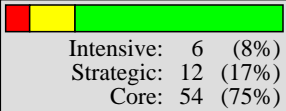
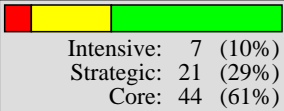
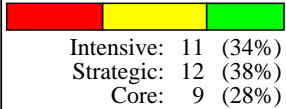

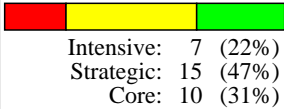
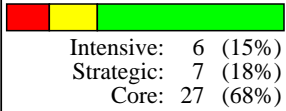
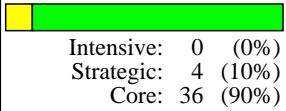
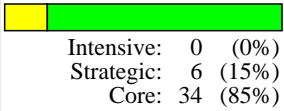




## Distribution Report - DIBELS Next

District: Example District  
 School: All Schools  
 Grade: Third Grade  
 Year: Middle, 2012-2013  
 Breakdown: By Free / Reduced Lunch  
 Need for Support: Recommended Goals

	DORF-Words Correct	DORF-Accuracy	Daze-Adjusted
<b>District Totals</b> 72 students tested	 Intensive: 17 (24%) Strategic: 19 (26%) Core: 36 (50%)	 Intensive: 6 (8%) Strategic: 12 (17%) Core: 54 (75%)	 Intensive: 7 (10%) Strategic: 21 (29%) Core: 44 (61%)
Not Set 0 students tested	Intensive: 0 (0%) Strategic: 0 (0%) Core: 0 (0%)	Intensive: 0 (0%) Strategic: 0 (0%) Core: 0 (0%)	Intensive: 0 (0%) Strategic: 0 (0%) Core: 0 (0%)
Eligible for Free/ Reduced Lunch 32 students tested	 Intensive: 11 (34%) Strategic: 12 (38%) Core: 9 (28%)	 Intensive: 6 (19%) Strategic: 8 (25%) Core: 18 (56%)	 Intensive: 7 (22%) Strategic: 15 (47%) Core: 10 (31%)
Not eligible 40 students tested	 Intensive: 6 (15%) Strategic: 7 (18%) Core: 27 (68%)	 Intensive: 0 (0%) Strategic: 4 (10%) Core: 36 (90%)	 Intensive: 0 (0%) Strategic: 6 (15%) Core: 34 (85%)

**Color Legend:**  Low Risk / Established / Core Support  Some Risk / Emerging / Strategic Support  At Risk / Deficit / Intensive Support

Students not making benchmark? Visit [Big Ideas in Beginning Reading](#) to learn more about each literacy skill assessed by DIBELS.