


Grade List - IDEL 7th Edition

District: Example District
 School: Example School
 Grade: Second Grade - Beginning
 Year: 2015-2016



Abbreviation Legend: **FPS (NWF):** Fluidez en las Palabras sin Sentido **TSL (CLS):** Fluidez en las Palabras sin Sentido - Total de sonidos de letras correctos **NPC (WRC):** Fluidez en las Palabras sin Sentido - Número de palabras correctas y completas leídas **FLO (ORF):** Fluidez en la Lectura Oral **Palabras Correctas (Words Correct):** Fluidez en la Lectura Oral - Palabras Correctas **Precisión (Accuracy):** Fluidez en la Lectura Oral - Precisión **FRO (Retell):** Fluidez en la Lectura Oral - Fluidez en el Relato Oral **FUP (WUF):** Fluidez en el Uso de las Palabras


Student	Student ID	FPS (NWF)			FLO (ORF)					FUP (WUF)	Instructional Recommendation
		TSL (CLS)	Status	NPC (WRC)	Palabras Correctas (Words Correct)	Status	Precisión (Accuracy)	FRO (Retell)	% of ORF	Score	
Benchmark Goals		90			35						
S, Pablo	406134	63	At Risk	18	7	At Risk	58	0	0%		Intensive
A, Diego	403898	104	Established	32	21	At Risk	95	0	0%		Intensive
F, Ava	426668	71	Emerging	23	25	Some Risk	96				Strategic
M, Heather	408153	50	Deficit	16	43	Low Risk	93	2	5%		Strategic
B, Sam	405955	43	Deficit	14	45	Low Risk	98	1	2%		Strategic
C, Ana	407599	41	Deficit	14	46	Low Risk	85	0	0%		Strategic
R, Jaime	406132	43	Deficit	14	46	Low Risk	96	1	2%		Strategic
V, Oscar	406135	33	Deficit	11	55	Low Risk	98	2	4%		Strategic
L, Pedro	403649	54	Deficit	19	56	Low Risk	92	2	4%		Strategic
C, Gabe	405933	39	Deficit	10	64	Low Risk	96	0	0%		Strategic
E, Fatima	403942	50	Deficit	16	66	Low Risk	97	3	5%		Strategic
U, Joseph	417299	49	Deficit	16	85	Low Risk	99	1	1%		Strategic
V, Juliet	418088	84	Emerging	27	35	Low Risk	92				Benchmark
A, Clemente	407593	125	Established	35	38	Low Risk	95				Benchmark
B, Alex	408411	113	Established	32	38	Low Risk	84				Benchmark
P, Daniel	408433	124	Established	35	39	Low Risk	93				Benchmark
P, Joaquin	409050	117	Established	36	40	Low Risk	98				Benchmark
M, Neal	403915	107	Established	24	41	Low Risk	95				Benchmark
P, Esmeralda	402257	77	Emerging	25	41	Low Risk	95	2	5%		Benchmark
B, Nikki	406149	123	Established	38	42	Low Risk	93				Benchmark
S, Martin	406136	129	Established	35	43	Low Risk	83	1	2%		Benchmark
O, Arianna	401458	112	Established	32	44	Low Risk	92				Benchmark
Mean:		119.1		34.6	54.0		94.2	1.4		0.0	

Icon Legend: ■ At Risk / Deficit / Intensive Support ■ Some Risk / Emerging / Strategic Support ■ Low Risk / Established / Benchmark Support

Students not making benchmark? Visit [Big Ideas in Beginning Reading](#) to learn more about each literacy skill assessed by DIBELS.

Grade List - IDEL 7th Edition

District: Example District
 School: Example School
 Grade: Second Grade - Beginning
 Year: 2015-2016



Abbreviation Legend: **FPS (NWF):** Fluidez en las Palabras sin Sentido **TSL (CLS):** Fluidez en las Palabras sin Sentido - Total de sonidos de letras correctos **NPC (WRC):** Fluidez en las Palabras sin Sentido - Número de palabras correctas y completas leídas **FLO (ORF):** Fluidez en la Lectura Oral **Palabras Correctas (Words Correct):** Fluidez en la Lectura Oral - Palabras Correctas **Precisión (Accuracy):** Fluidez en la Lectura Oral - Precisión **FRO (Retell):** Fluidez en la Lectura Oral - Fluidez en el Relato Oral **FUP (WUF):** Fluidez en el Uso de las Palabras


Student	Student ID	FPS (NWF)			FLO (ORF)					FUP (WUF)	Instructional Recommendation
		TSL (CLS)	Status	NPC (WRC)	Palabras Correctas (Words Correct)	Status	Precisión (Accuracy)	FRO (Retell)	% of ORF	Score	
Benchmark Goals		90			35						
W, Albert	426458	90	Established	29	45	Low Risk	94	3	7%		Benchmark
K, David	410418	133	Established	38	45	Low Risk	74				Benchmark
J, Andre	406128	123	Established	38	46	Low Risk	98				Benchmark
N, Alan	405932	121	Established	37	47	Low Risk	96				Benchmark
P, Ingrid	405788	153	Established	45	47	Low Risk	100				Benchmark
G, Manuel	418731	175	Established	48	48	Low Risk	100				Benchmark
Q, Keith	407598	168	Established	50	49	Low Risk	98	2	4%		Benchmark
G, Stephanie	410424	134	Established	40	52	Low Risk	100				Benchmark
D, John	372308	89	Emerging	24	52	Low Risk	90	3	6%		Benchmark
T, Ray	407600	126	Established	36	53	Low Risk	93	0	0%		Benchmark
Q, Cecil	410690	172	Established	48	57	Low Risk	88				Benchmark
C Monica	406147	112	Established	42	59	Low Risk	97	1	2%		Benchmark
V, Carlos	407619	154	Established	45	59	Low Risk	97				Benchmark
C, Hank	406138	135	Established	36	61	Low Risk	98				Benchmark
E, Richard	407594	206	Established	58	61	Low Risk	97				Benchmark
C, Estuelo	406148	172	Established	51	62	Low Risk	97				Benchmark
W, Marissa	406141	156	Established	48	63	Low Risk	100				Benchmark
A, Almonzo	407607	153	Established	41	68	Low Risk	96	2	3%		Benchmark
T, Maria	403888	154	Established	42	71	Low Risk	100				Benchmark
S, Dana	405962	188	Established	55	72	Low Risk	99				Benchmark
G, Raquel	405789	149	Established	37	74	Low Risk	96				Benchmark
T, Julio	405941	138	Established	41	76	Low Risk	97	3	4%		Benchmark
Mean:		119.1		34.6	54.0		94.2	1.4		0.0	

Icon Legend: ■ At Risk / Deficit / Intensive Support ■ Some Risk / Emerging / Strategic Support ■ Low Risk / Established / Benchmark Support

Students not making benchmark? Visit [Big Ideas in Beginning Reading](#) to learn more about each literacy skill assessed by DIBELS.

Grade List - IDEL 7th Edition

District: Example District
 School: Example School
 Grade: Second Grade - Beginning
 Year: 2013-2014



Abbreviation Legend: **FPS (NWF):** Fluidez en las Palabras sin Sentido **TSL (CLS):** Fluidez en las Palabras sin Sentido - Total de sonidos de letras correctos **NPC (WRC):** Fluidez en las Palabras sin Sentido - Número de palabras correctas y completas leídas **FLO (ORF):** Fluidez en la Lectura Oral **Palabras Correctas (Words Correct):** Fluidez en la Lectura Oral - Palabras Correctas **Precisión (Accuracy):** Fluidez en la Lectura Oral - Precisión **FRO (Retell):** Fluidez en la Lectura Oral - Fluidez en el Relato Oral **FUP (WUF):** Fluidez en el Uso de las Palabras

Student	Student ID	FPS (NWF)			FLO (ORF)					FUP (WUF)	Instructional Recommendation
		TSL (CLS)	Status	NPC (WRC)	Palabras Correctas (Words Correct)	Status	Precisión (Accuracy)	FRO (Retell)	% of ORF	Score	
Benchmark Goals		90			35						
R, Sophia	403929	203	■ Established	56	86	■ Low Risk	97	1	1%		■ Benchmark
A, Francisco	407612	157	■ Established	44	87	■ Low Risk	96				■ Benchmark
B, Paola	405785	197	■ Established	49	95	■ Low Risk	100	2	2%		■ Benchmark
Z, Kris	420113	208	■ Established	60	97	■ Low Risk	99	0	0%		■ Benchmark
B Ash	372371										
B, Alan	405650										
E, Christian	407587										
V, Lisa	407588										
S, Dimi	407596										
Mean:		119.1		34.6	54.0		94.2	1.4		0.0	

Icon Legend: ■ At Risk / Deficit / Intensive Support ■ Some Risk / Emerging / Strategic Support ■ Low Risk / Established / Benchmark Support

Students not making benchmark? Visit [Big Ideas in Beginning Reading](#) to learn more about each literacy skill assessed by DIBELS.