


Grade List - easyCBM Reading

District: Example District 1
 School: S6-EZCBM-RDG
 Grade: Second Grade - End
 Year: 2015-2016



NP: National Percentile

Student	Student ID	WRF		PRF		MCRC			Vocabulary	
		Correct	NP	CWPM	NP	Accuracy	Total Score	NP	Total Score	NP
ERDG-L-LBND, Elisabeth	5000173	0/176	<1	0	<1		0/12	<1	0/12	<1
ERDG-ALL-L-PM, Mona	5000187	38/176	15	63	19	100%	4/12	5	4/12	3
ERDG-L-UBND, Virgil	5000159	43/176	19	63	19	100%	7/12	19	9/12	18
ERDG-M-LBND, Myron	5000145	44/176	20	64	20	100%	8/12	26	10/12	25
Foley, Edna	5000046	44/176	20	64	20	100%	7/12	19	8/12	14
Mullins, Guadalupe	5000060	44/176	20	64	20	100%	7/12	19	9/12	18
ECBM-RDG-CCSS, Faith	5000397	49/176	25	65	21	100%	8/12	26	10/12	25
Cline, Dustin	5000299	52/176	28	66	21	100%	8/12	26	10/12	25
Franklin, Jill	5100746	45/176	21	70	25	100%	9/12	34	10/12	25
Hartman, Jake	5000313	52/176	28	72	26	100%	9/12	34	10/12	25
Moseto, Michael	5100452	52/176	28	76	29	100%			10/12	25
Mathis, Regina	5100760	48/176	23	77	30	100%	9/12	34	10/12	25
Frye, Jade	5000004	61/176	40	78	31	100%	4/12	5	6/12	8
Santos, Dustin	5000327	59/176	37	78	31	100%	8/12	26	10/12	25
Brewer, Arnold	5000018	66/176	50	79	32	100%	5/12	9	8/12	14
Chaney, Al	5000411	52/176	28	79	32	100%	8/12	26	11/12	36
Ewing, Gale	5000032	65/176	47	80	33	100%	7/12	19	7/12	11
Walters, Thelma	5000285	54/176	30	80	33	100%	8/12	26	10/12	25
Choi, Angel	5000439	55/176	32	81	33	100%	8/12	26	11/12	36
Owens, Marla	5000383	57/176	34	84	35	100%	8/12	26	11/12	36
Meyer, Ruben	5000425	54/176	30	85	36	100%	9/12	34	11/12	36
Rogers, Carl	5000369	59/176	37	86	36	100%	8/12	26	11/12	36
Schneider, Gerard	5000355	57/176	34	86	36	100%	8/12	26	11/12	36
Mean:		61.7/176		88.4		99.2%	9.5/12		10.9/12	


Legend ■ 40th - 99th National Percentile ■ 20th - 39th National Percentile ■ 1st - 19th National Percentile

Students scoring below the 40th percentile can be considered at some risk for poor literacy outcomes. Students scoring below the 20th percentile can be considered at risk. Note that the 40th and 20th percentile points are recommendations but not firm cutpoints.

Students not meeting goals? Visit [Big Ideas in Beginning Reading](#) to learn more about each literacy skill assessed and receive valuable tips on how to teach those skills.

Grade List - easyCBM Reading

District: Example District 1
 School: S6-EZCBM-RDG
 Grade: Second Grade - End
 Year: 2015-2016



NP: National Percentile

Student	Student ID	WRF		PRF		MCRC			Vocabulary	
		Correct	NP	CWPM	NP	Accuracy	Total Score	NP	Total Score	NP
Perry, Laurie	5000341	59/176	37	87	37	100%	8/12	26	11/12	36
Banks, Julius	5000228	60/176	39	89	39	100%	11/12	63	12/12	57
Bean, Lester	5000229	60/176	39	89	39	100%	11/12	63	12/12	57
Beasley, Sharon	5000243	60/176	39	89	39	100%	11/12	63	12/12	57
ERDG-M-UBND, Tracie	5000131	60/176	39	89	39	100%	9/12	34	11/12	36
Brandt, Racheal	5000424	61/176	40	90	40	100%	10/12	47	12/12	57
Calderon, Shane	5000088	62/176	42	90	40	100%	10/12	47	12/12	57
Campbell, Sherrie	5000270	62/176	42	90	40	100%	11/12	63	12/12	57
Clark, Verda	5000102	64/176	45	90	40	100%	10/12	47	12/12	57
ERDG-H-DE, Hazel	5000257	61/176	40	90	40	100%	11/12	63	12/12	57
ERDG-H-LBND, Leo	5000117	61/176	40	90	40	100%	10/12	47	12/12	57
Compton, Heidi	5000130	63/176	44	91	40	100%	11/12	63	12/12	57
Espinoza, Jeffrey	5000354	65/176	47	91	40	100%	11/12	63	12/12	57
Estrada, Jaqueline	5000116	66/176	50	91	40	100%	11/12	63	12/12	57
Riley, Veronica	5100745	71/176	59	91	40	100%	12/12	84	12/12	57
Conrad, Leticia	5000172	61/176	40	92	41	100%	11/12	63	12/12	57
Dudley, Adrian	5000074	61/176	40	92	41	100%	11/12	63	12/12	57
Gregory, Bobbie	5000438	64/176	45	92	41	100%	10/12	47	12/12	57
James, Ismael	5000382	70/176	57	93	42	100%	10/12	47	12/12	57
Mathis, Maudie	5000298	63/176	44	93	42	100%	10/12	47	12/12	57
Matthews, Verna	5000019	64/176	45	94	43	100%	11/12	63	12/12	57
Wall, Lorenzo	5000326	67/176	52	94	43	100%	11/12	63	12/12	57
Cummings, Myrtle	5000215	64/176	45	95	44	100%	11/12	63	12/12	57
Mean:		61.7/176		88.4		99.2%	9.5/12		10.9/12	


Legend ■ 40th - 99th National Percentile ■ 20th - 39th National Percentile ■ 1st - 19th National Percentile

Students scoring below the 40th percentile can be considered at some risk for poor literacy outcomes. Students scoring below the 20th percentile can be considered at risk. Note that the 40th and 20th percentile points are recommendations but not firm cutpoints.

Students not meeting goals? Visit [Big Ideas in Beginning Reading](#) to learn more about each literacy skill assessed and receive valuable tips on how to teach those skills.

Grade List - easyCBM Reading

District: Example District 1
 School: S6-EZCBM-RDG
 Grade: Second Grade - End
 Year: 2015-2016



NP: National Percentile

Student	Student ID	WRF		PRF		MCRC			Vocabulary	
		Correct	NP	CWPM	NP	Accuracy	Total Score	NP	Total Score	NP
Evans, Hilda	5000047	69/176	56	95	44	100%				
Franklin, Cassie	5000284	64/176	45	95	44	100%	11/12	63	12/12	57
Mccoy, Malissa	5000340	69/176	56	95	44	100%	11/12	63	12/12	57
Simpson, Robby	5100451	71/176	59	95	44	100%	12/12	84	12/12	57
Swanson, Maurice	5000200	64/176	45	95	44	100%	11/12	63	12/12	57
Mcguire, Lowell	5000312	67/176	52	96	45	100%	10/12	47	12/12	57
Moody, Gail	5000214	61/176	40	96	45	100%	11/12	63	12/12	57
Riddle, Geri	5000005	70/176	57	96	45	100%	11/12	63	12/12	57
Lara, Dewey	5000396	65/176	47	97	46	100%	12/12	84	12/12	57
Parrish, Claudia	5000368	67/176	52	97	46	100%	11/12	63	12/12	57
Walsh, Pattie	5000271	69/176	56	97	46	100%	11/12	63	12/12	57
Wilkins, Christina	5000410	73/176	62	97	46	100%			12/12	57
Galloway, Alexander	5100759	75/176	65	98	47	100%	12/12	84		
Reid, Iris	5000144	68/176	54	98	47	100%	11/12	63	12/12	57
Wilcox, Rich	5000256	73/176	62	98	47	100%	11/12	63	12/12	57
Boyle, Jenifer	5000158	69/176	56	99	48	100%	10/12	47		
Ochoa, Harry	5000186	72/176	61	99	48	100%	11/12	63	12/12	57
Parks, Dirk	5000242	70/176	57	100	49	100%	11/12	63	12/12	57
ERDG-H-UBND, Winston	5000103	176/176	99	269	99	50%	12/12	84	12/12	57
ERDG-ITEM-O, Wesley	5000089						12/12	84	12/12	57
ERDG-PM-ONLY-DE, Belle	5000201									
ERDG-PM-ONLY-O, Lolita	5000075									
Levine, Jaime	5000061									
Mean:		61.7/176		88.4		99.2%	9.5/12		10.9/12	


Legend ■ 40th - 99th National Percentile ■ 20th - 39th National Percentile ■ 1st - 19th National Percentile

Students scoring below the 40th percentile can be considered at some risk for poor literacy outcomes. Students scoring below the 20th percentile can be considered at risk. Note that the 40th and 20th percentile points are recommendations but not firm cutpoints.

Students not meeting goals? Visit [Big Ideas in Beginning Reading](#) to learn more about each literacy skill assessed and receive valuable tips on how to teach those skills.

Grade List - easyCBM Reading

District: Example District 1
 School: S6-EZCBM-RDG
 Grade: Second Grade - End
 Year: 2015-2016



NP: National Percentile

Student	Student ID	WRF		PRF			MCRC		Vocabulary	
		Correct	NP	CWPM	NP	Accuracy	Total Score	NP	Total Score	NP
Mooney, Mercedes	5000033									
Mean:		61.7/176		88.4		99.2%	9.5/12		10.9/12	

Legend ■ 40th - 99th National Percentile ■ 20th - 39th National Percentile ■ 1st - 19th National Percentile

Students scoring below the 40th percentile can be considered at some risk for poor literacy outcomes. Students scoring below the 20th percentile can be considered at risk. Note that the 40th and 20th percentile points are recommendations but not firm cutpoints.

Students not meeting goals? Visit [Big Ideas in Beginning Reading](#) to learn more about each literacy skill assessed and receive valuable tips on how to teach those skills.