


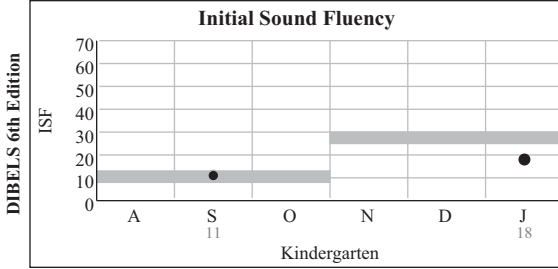
# Individual Student Performance Profile Report

## easyCBM Math & DIBELS 6th Edition


Name: B, Cate  
 ID: 301212  
 Class: Example 1st  
 Grade: First Grade  
 Year: 2012-2013  
 School: Example Elementary School  
 District: Example District

<b>Legend</b>	● Benchmark Assessment	▲ Score Above Graph Bounds
■ Target Bar	○ Progress Monitoring Assessment	△ Score Above Graph Bounds


### PHONEMIC AWARENESS




### ALPHABETIC PRINCIPLE



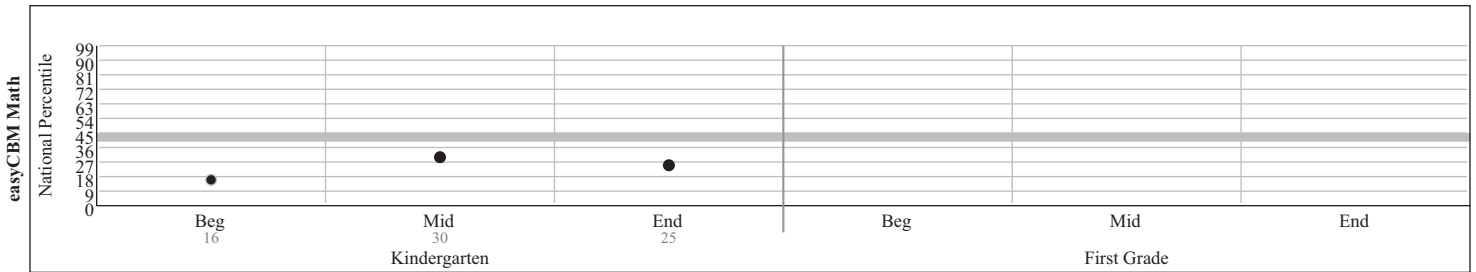
### VOCABULARY AND ORAL LANGUAGE



### FLUENCY AND COMPREHENSION



### easyCBM MATH NATIONAL PERCENTILE



Students scoring below the 40th percentile can be considered at some risk for poor mathematics outcomes. Students scoring below the 20th percentile can be considered at risk. Note that the 40th and 20th percentile points are recommendations but not firm cutpoints.