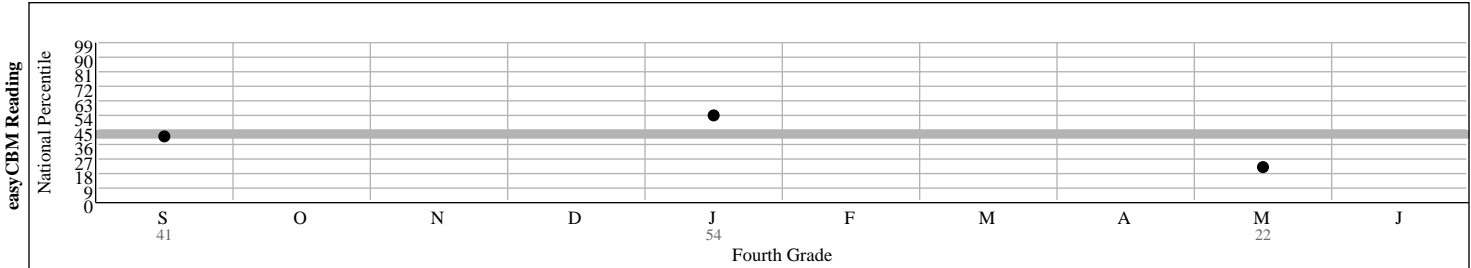


Individual Student Performance Profile

Name: Austin, Ashley
 ID: 5000330
 Class: sch6.cls4 A
 Grade: Fourth Grade
 Year: 2015-2016
 School: S6-EZCBM-RDG
 District: Example District 1

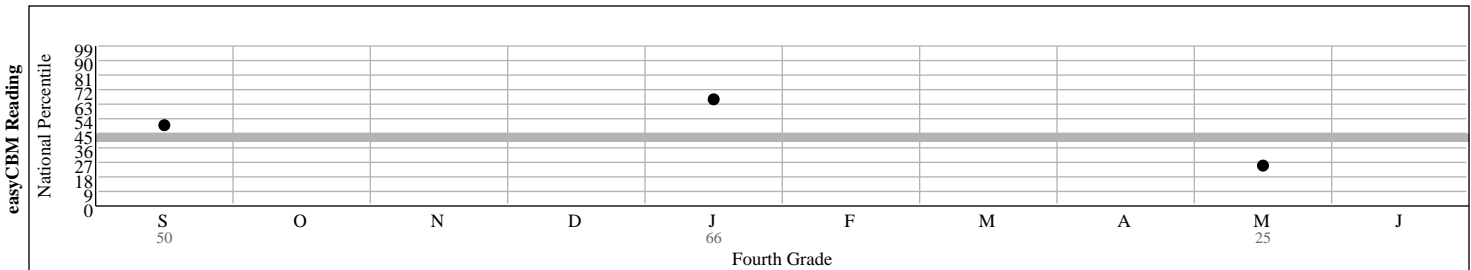
Legend	● Benchmark Assessment	▲ Score Above Graph Bounds
■ Target Bar	○ Progress Monitoring Assessment	△ Score Above Graph Bounds

easyCBM READING CCSS NATIONAL PERCENTILE



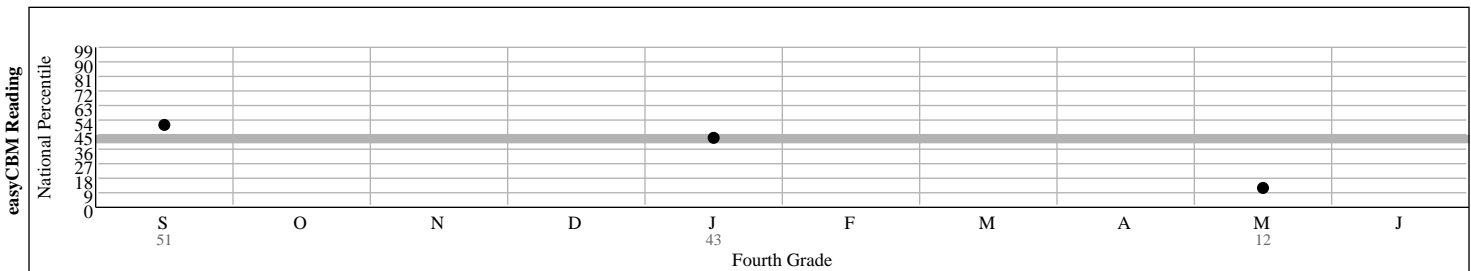
Students scoring below the 40th percentile can be considered at some risk for poor literacy outcomes. Students scoring below the 20th percentile can be considered at risk. Note that the 40th and 20th percentile points are recommendations but not firm cutpoints.

easyCBM MCRC NATIONAL PERCENTILE



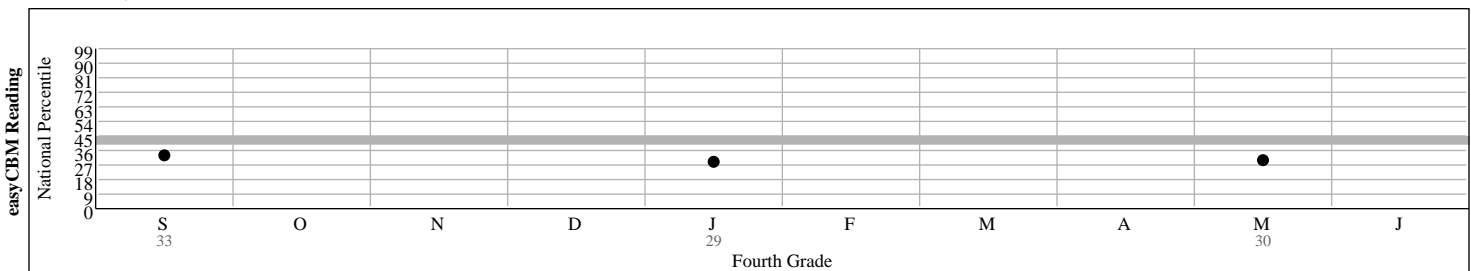
Students scoring below the 40th percentile can be considered at some risk for poor literacy outcomes. Students scoring below the 20th percentile can be considered at risk. Note that the 40th and 20th percentile points are recommendations but not firm cutpoints.

easyCBM VOCABULARY NATIONAL PERCENTILE



Students scoring below the 40th percentile can be considered at some risk for poor literacy outcomes. Students scoring below the 20th percentile can be considered at risk. Note that the 40th and 20th percentile points are recommendations but not firm cutpoints.

easyCBM READING PASSAGE READING FLUENCY NATIONAL PERCENTILE



Students scoring below the 40th percentile can be considered at some risk for poor literacy outcomes. Students scoring below the 20th percentile can be considered at risk. Note that the 40th and 20th percentile points are recommendations but not firm cutpoints.