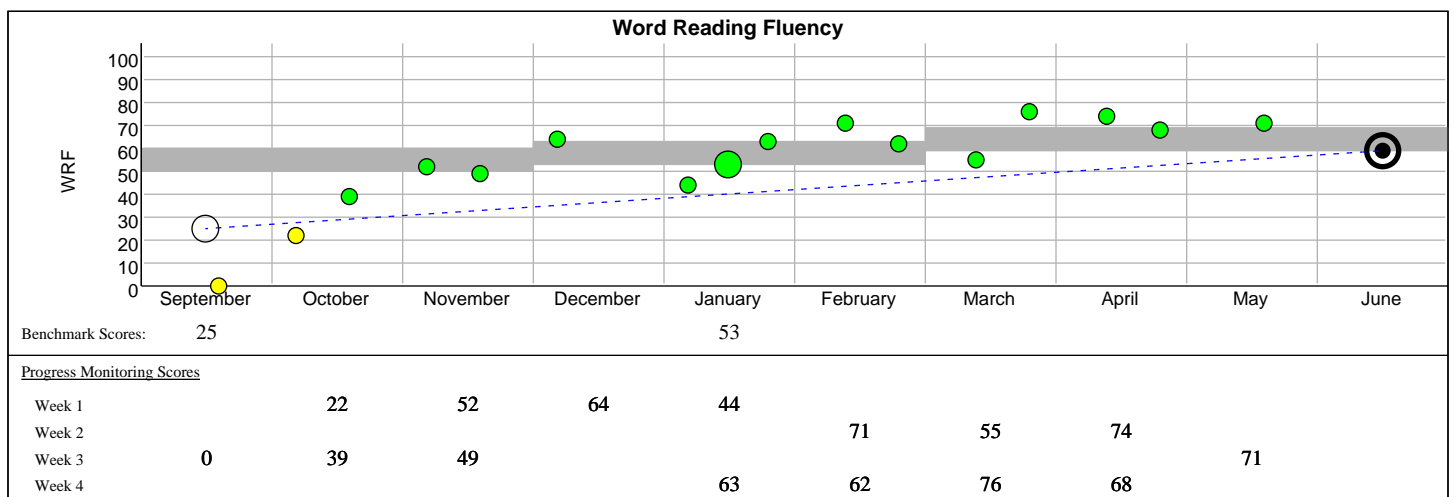
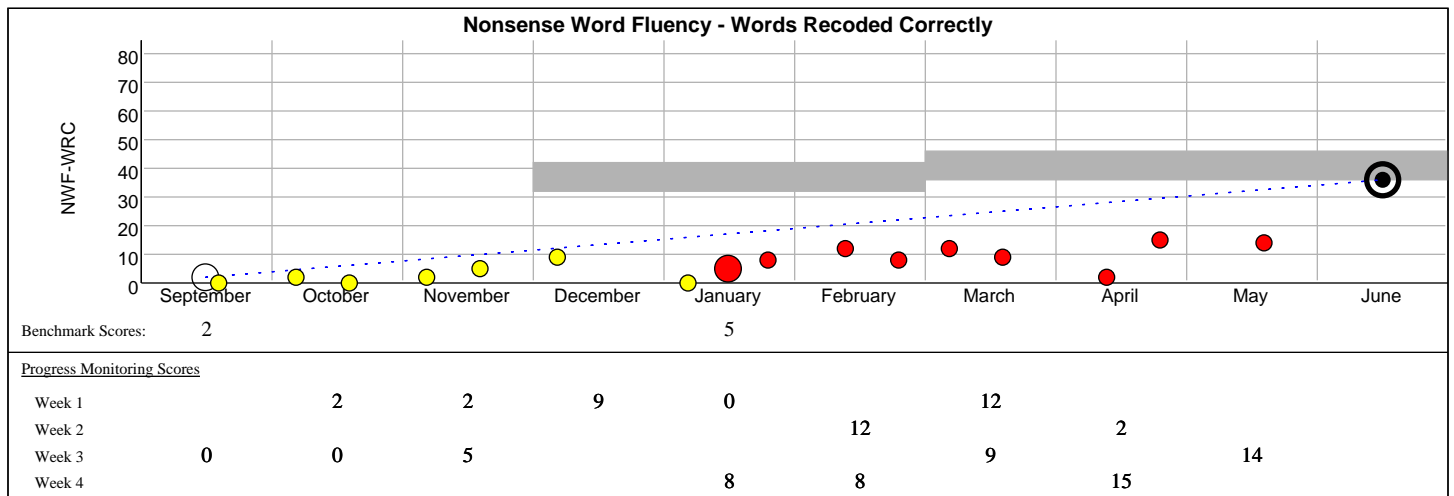
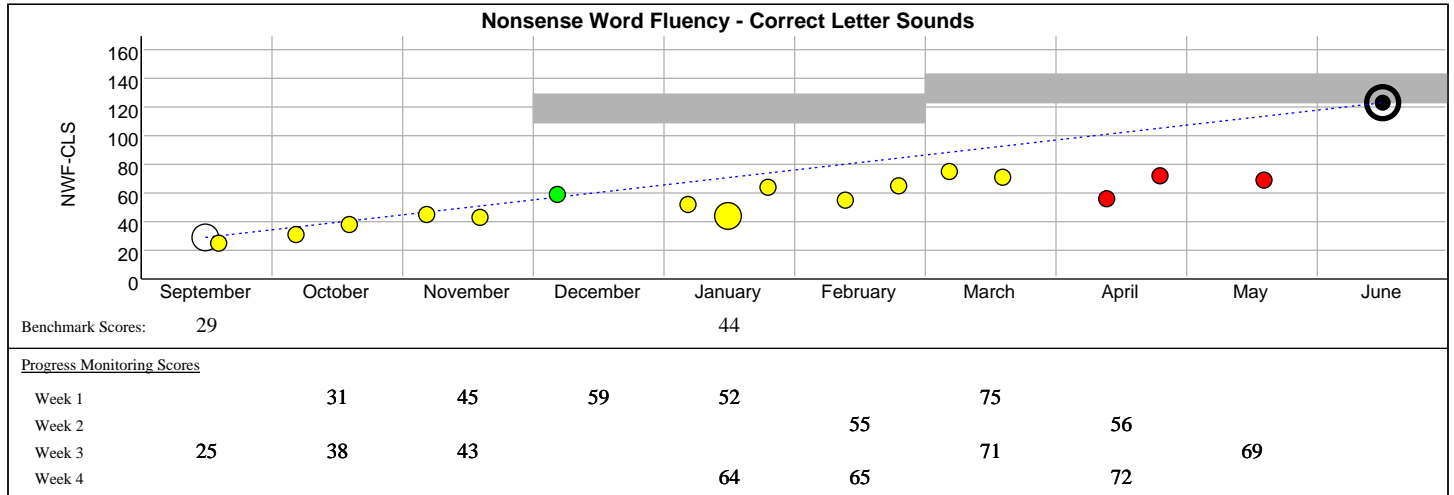


# Student Progress Monitoring Graph - DIBELS 8th Edition

Name: B, Ardith  
 ID: 291008  
 Class: 3rd.example.A  
 Grade: Third Grade  
 Year: 2018-2019  
 School: Example School 1  
 District: Example District

Target Bar  
 Benchmark Assessment  
 Benchmark Goal  
 Progress Monitoring Assessment  
 Score Above Graph Bounds  
 Score At or Above Aimline  
 Score Below Aimline  
 Consider Adjusting Intervention  
--- Aimline | Phase Line a Note



# Student Progress Monitoring Graph - DIBELS 8th Edition

Name: B, Ardith  
 ID: 291008  
 Class: 3rd.example.A  
 Grade: Third Grade  
 Year: 2018-2019  
 School: Example School 1  
 District: Example District

Target Bar	Benchmark Assessment	Score Above Graph Bounds
Benchmark Goal	Progress Monitoring Assessment	Score At or Above Aimline
	Aimline	Score Below Aimline
	Phase Line	Consider Adjusting Intervention
	Note	

