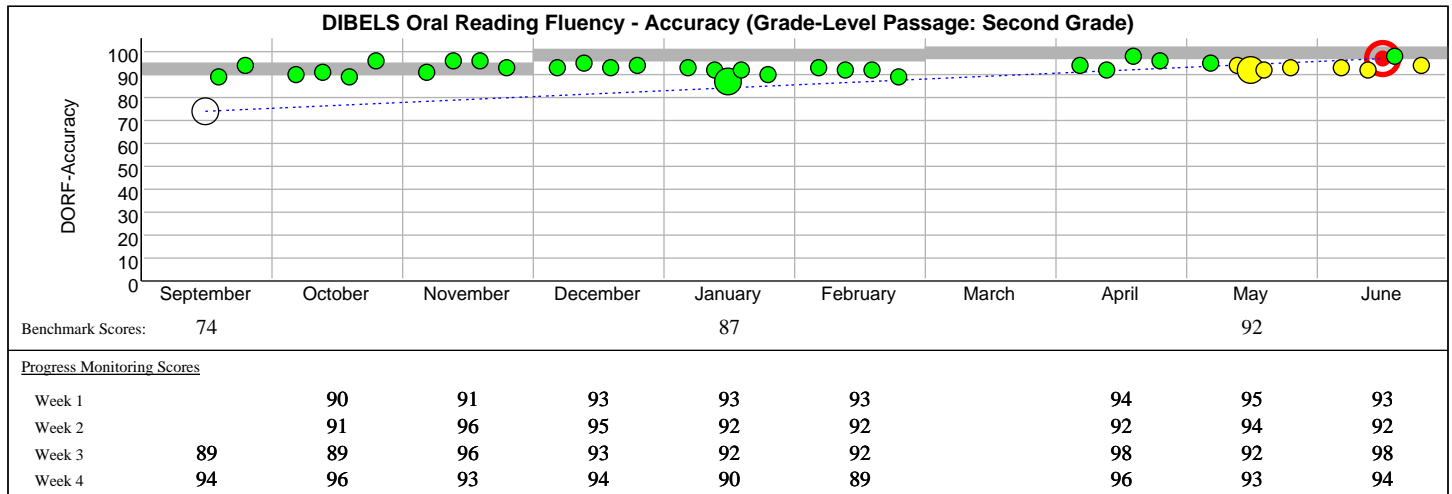
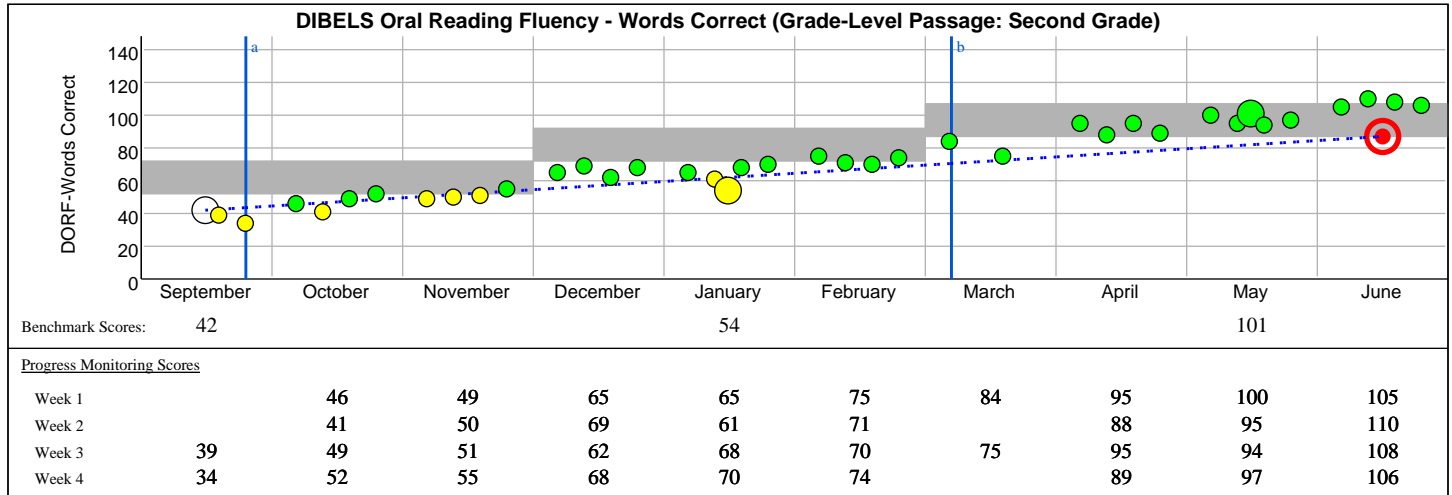


Student Progress Monitoring Graph - DIBELS Next


Name: C, Reata
 ID: 111260
 Class: 2nd.example.A
 Grade: Second Grade
 Year: 2014-2015
 School: Example School 1
 District: Example District
 Need for Support: Former Goals

Legend			
○	Benchmark Assessment	▲	Score Above Graph Bounds
○	Progress Monitoring Assessment	●	Score At or Above Aimline
■	Target Bar	●	Score Below Aimline
⊙	Target Goal	⋯	Aimline Phase Line
		a	Note
		●	Consider Adjusting Intervention



Student Progress Monitoring Graph - DIBELS Next

Name: C, Reata
ID: 111260
Class: 2nd.example.A
Grade: Second Grade
Year: 2014-2015
School: Example School 1
District: Example District
Need for Support: Former Goals



DIBELS Oral Reading Fluency - Words Correct (Grade-Level Passage: Second Grade)

Label	Month	Week	Phase Line	Note
a	September	4	Yes	Intervention ABC 3 days/week, 20 minutes
b	March	1	Yes	Intervention ABC 5 days/week, 30 minutes