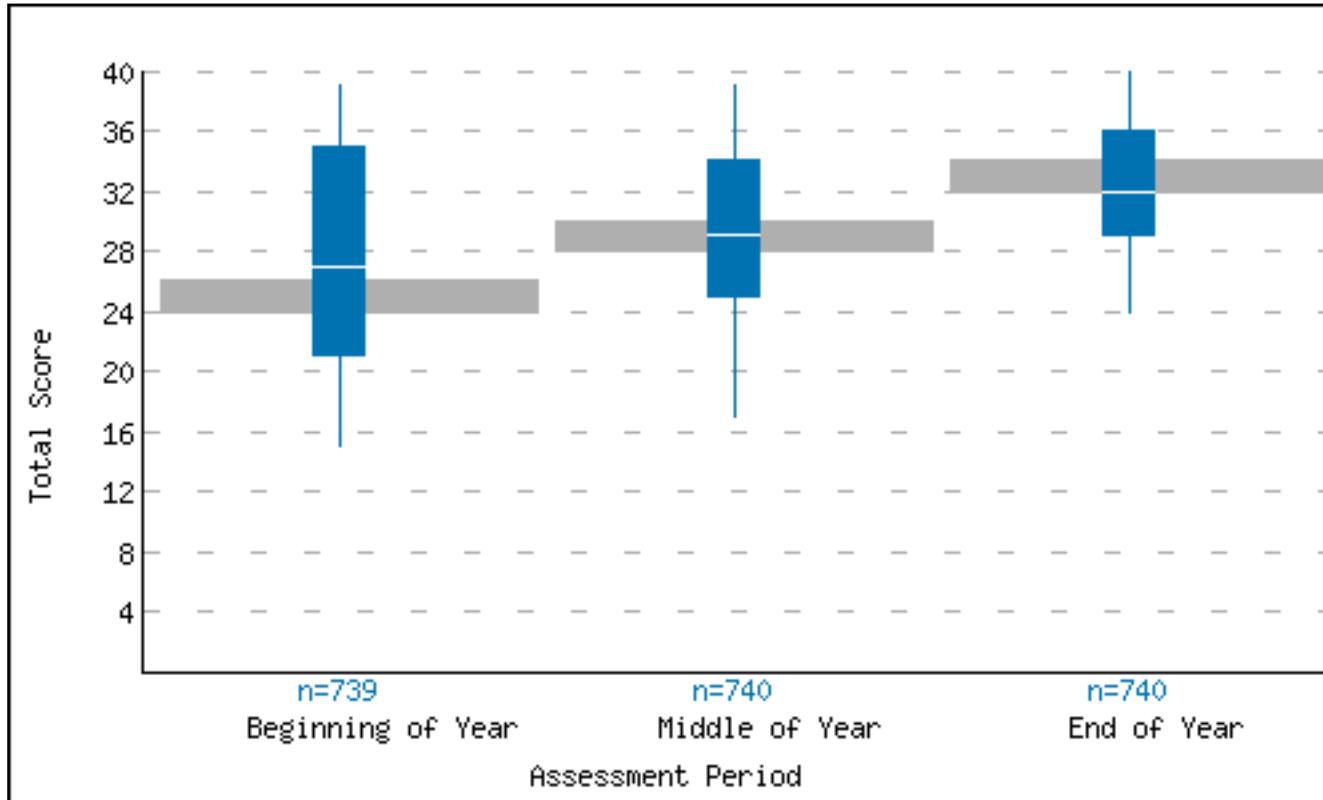
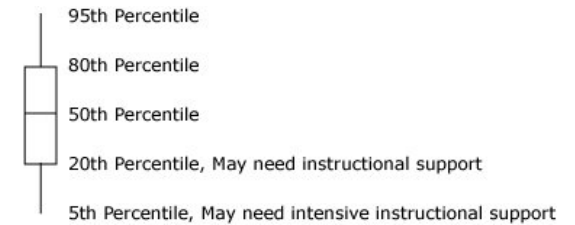


Yearly Box Plot - easyCBM CCSS Math




District: Example District 2
 School: All Schools
 Grade: Third Grade
 Year: 2017-2018
 Measure: Total Math Score



	Beginning	Middle	End
2017	n=739	n=740	n=740
95th %tile Score	39	39	40
80th %tile Score	35	34	36
50th %tile Score	27	29	32
20th %tile Score	21	25	29
5th %tile Score	15	17	24



Benchmark Goals

-  40th NP for Total Score is 24 at the Beginning of Third Grade
-  40th NP for Total Score is 28 at the Middle of Third Grade
-  40th NP for Total Score is 32 at the End of Third Grade