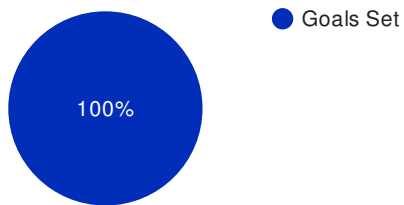


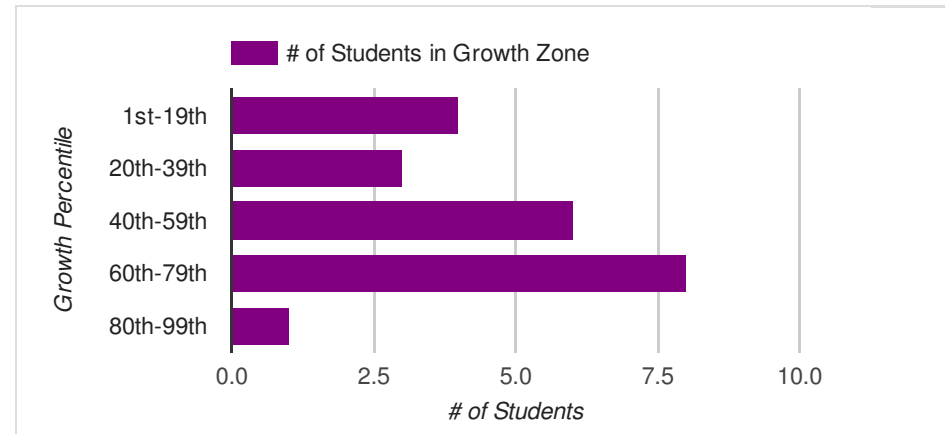
Students with End of Year Goals

22 out of 22 (100%) students have a growth goal set.



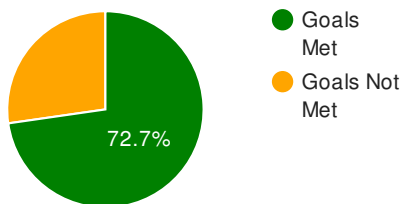
End of Year Growth Percentiles

Median Growth Rate: 40th %-tile

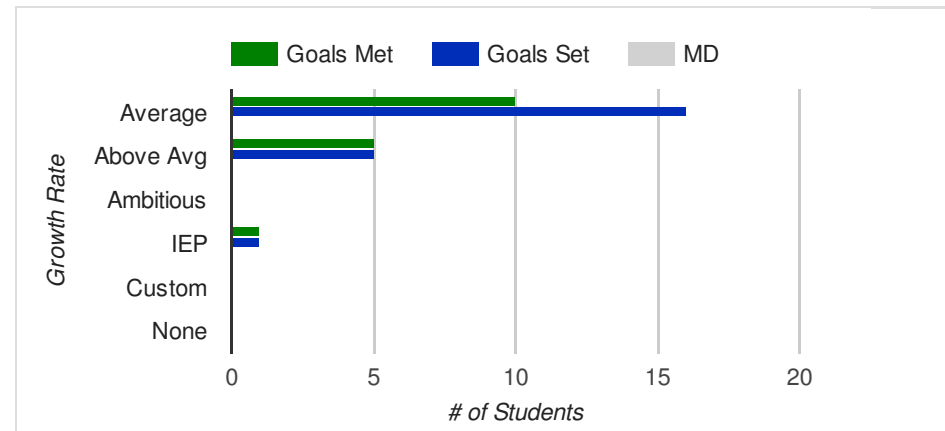


Students Meeting Goals

16 out of 22 (73%) students have met their goal.



Student Goals per Growth Rate



2019-2020 Zones of Growth - DIBELS 8th Edition

Class: 3rd.example.A District: Example District

Grade: Third Grade School: Example School 1



Class List

Student	Composite Beginning Score	Composite End Score	Zones of Growth			Growth %-tile	Months of Growth
			Growth Rate	Goal	Met Goal		
D, Jessica	278	377	IEP	360	Yes	20th-39th	8.5
D, Leon	279	379	Average Growth	381	No	20th-39th	8.5
R, Cathy	290	379	Average Growth	392	No	1st-19th	7.5
T, Roberta	279	390	Average Growth	381	Yes	40th-59th	9.5
Y, Andrews	288	396	Average Growth	390	Yes	40th-59th	9.5
H, Irene	289	401	Average Growth	391	Yes	40th-59th	9.5
J, Lin	288	408	Above Average Growth	401	Yes	60th-79th	10.5
U, Thuy	294	408	Above Average Growth	407	Yes	60th-79th	10
M, Anna	303	411	Average Growth	405	Yes	40th-59th	9.5
K, Matt	314	412	Average Growth	417	No	20th-39th	8.5
N, John	316	412	Average Growth	419	No	1st-19th	8
R, Helen	306	413	Average Growth	408	Yes	40th-59th	9
M, Ellen	323	420	Average Growth	426	No	1st-19th	8
D, Ira	308	421	Average Growth	410	Yes	60th-79th	9.5
L, Irvin	313	433	Average Growth	416	Yes	60th-79th	10
O, Omar	321	433	Average Growth	424	Yes	60th-79th	9.5

Legend MD (Missing Data) MD* (MD Gated) Intensive Support Strategic Support Core Support Core^ Support

2019-2020 Zones of Growth - DIBELS 8th Edition

Class: 3rd.example.A District: Example District

Grade: Third Grade School: Example School 1



Student	Composite Beginning Score	Composite End Score	Zones of Growth			Growth %-tile	Months of Growth
			Growth Rate	Goal	Met Goal		
P, Irene	314	437	Above Average Growth	426	Yes	60th-79th	10.5
A, Evan	329	444	Above Average Growth	441	Yes	60th-79th	10
C, Sean	328	463	Average Growth	431	Yes	80th-99th	11.5
F, Alexi	391	467	Average Growth	488	No	1st-19th	7
I, Allison	350	469	Above Average Growth	461	Yes	60th-79th	10
D, Aura	369	476	Average Growth	473	Yes	40th-59th	9

Legend MD (Missing Data) MD* (MD Gated) Intensive Support Strategic Support Core Support Core^ Support