

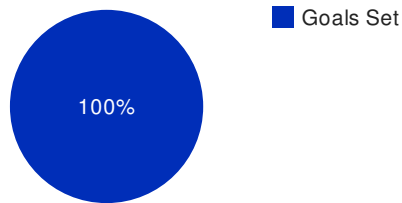
Zones of Growth - DIBELS Next - Former Goals

District: Example District
School: Example School 1
Grade: Third Grade
Class: 3rd.example.A
Year: 2014-2015

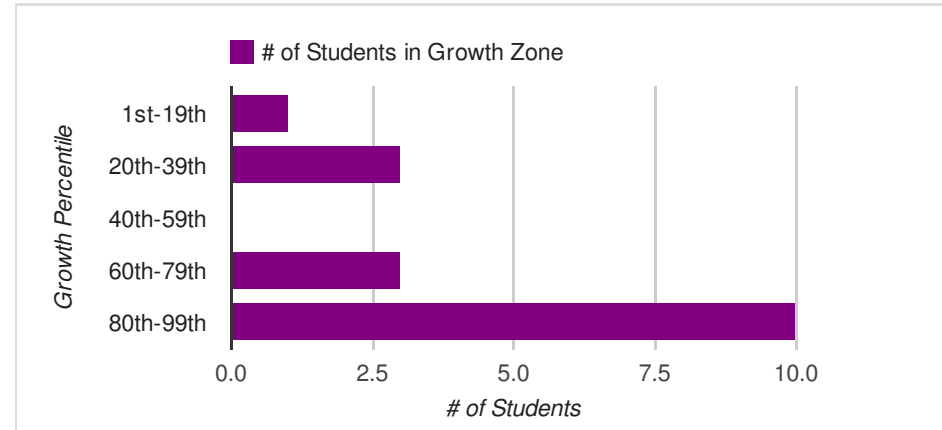
Summary

Students with End of Year Goals

18 out of 18 (100%) students have a growth goal set.

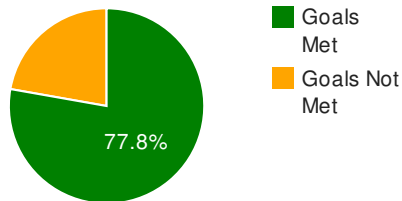


End of Year Growth Percentiles

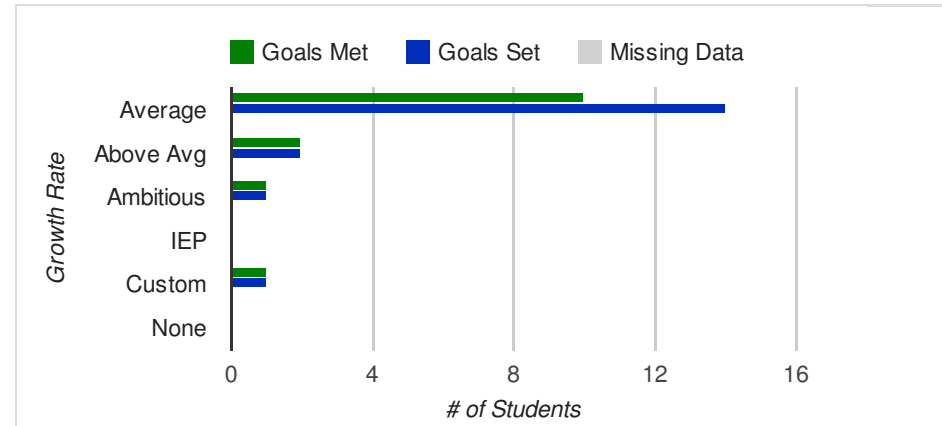


Students Meeting Goals

14 out of 18 (78%) students have met their goal.



Student Goals per Growth Rate



Zones of Growth - DIBELS Next - Former Goals
















District: Example District
 School: Example School 1
 Grade: Third Grade
 Class: 3rd.example.A
 Year: 2014-2015

Class List

Student	DORF-Words Correct Beginning Score	Zones of Growth		DORF-Words Correct End Score	Met Goal	Growth %-tile
		Growth Rate	Goal			
E, Marco	80	Average Growth	110	163	Yes	99th
C, Beatrice	87	Average Growth	117	110	No	33rd
F, Evan	90	Average Growth	119	155	Yes	97th
B, Ali	97	Average Growth	126	120	No	38th
D, Derrick	98	Average Growth	127	152	Yes	92nd
G, Kenji	103	Average Growth	132	143	Yes	74th
K, Bennie	105	Average Growth	134	150	Yes	83rd
H, Lisa	108	Above Average Growth	144	154	Yes	84th
L, Yvonne	114	Average Growth	143	165	Yes	91st
J, Jordan	121	Ambitious Growth	162	163	Yes	82nd
O, Nate	121	Average Growth	147	172	Yes	91st
I, Nathalie	122	Above Average Growth	155	169	Yes	88th
N, Mari	123	Average Growth	149	168	Yes	86th
S, Victor	125	Average Growth	151	159	Yes	68th

Zones of Growth - DIBELS Next - Former Goals

District: Example District
 School: Example School 1
 Grade: Third Grade
 Class: 3rd.example.A
 Year: 2014-2015

Student	DORF-Words Correct Beginning Score	Zones of Growth		DORF-Words Correct End Score	Met Goal	Growth %-tile
		Growth Rate	Goal			
M, Chen	 131	Average Growth	 154	 141	 No	21st
R, Kevin	 147	Average Growth	 168	 125	 No	1st
P, Norkio	 148	Average Growth	 169	 174	 Yes	62nd
A, Shandra	MD	Custom	 120	 125	 Yes	MD

MD (Missing Data)  At Risk / Deficit / Intensive Support  Some Risk / Emerging / Strategic Support  Low Risk / Established / Benchmark Support